



INSTRUCTIONS FOR
**10 Litre
Garden Sprayer**

Stock No.82469

Part No.PS10/B

IMPORTANT: PLEASE READ THESE INSTRUCTIONS CAREFULLY TO ENSURE THE SAFE AND EFFECTIVE USE OF THIS PRODUCT.



GENERAL INFORMATION

These instructions accompanying the product are the original instructions. This document is part of the product, keep it for the life of the product passing it on to any subsequent holder of the product. Read all these instructions before assembling, operating or maintaining this product.

This manual has been compiled by Draper Tools describing the purpose for which the product has been designed, and contains all the necessary information to ensure its correct and safe use. By following all the general safety instructions contained in this manual, it will ensure both product and operator safety, together with long life of the product itself. All photographs and drawings in this manual are supplied by Draper Tools to help illustrate the operation of the product. Whilst every effort has been made to ensure the accuracy of information contained in this manual, the Draper Tools policy of continuous improvement determines the right to make modifications without prior warning.

1. SPECIFICATION

1.1 SCOPE

For use with water, herbicides, pesticides and solvent-free preservative treatments.

1.2 SPECIFICATION

Stock no. 82469
Part no. PS10/B
Bottle capacity..... 10L
Working capacity 8L

ALWAYS WEAR APPROVED SAFETY GOGGLES, MASK, GLOVES AND PROTECTIVE OVERALLS.

2. HEALTH & SAFETY INFORMATION

2.1 GENERAL SAFETY WARNINGS

⚠️WARNING: READ and UNDERSTAND the Owner's Manual completely before using these sprayers.

The user must always ask the dealer for the safety card of the chemical product to be used, also for disposal of the residual liquid. The use of substances not in conformity with the current regulations is at the user's risk and peril.



Never open the pump when under pressure.



Do not eat, drink or smoke during use.



Do not leave the sprayer exposed to heat sources or intense cold.



Do not spray on windy days.



Do not use for spraying food products (wine, milk, etc.).



Wash hands and face after use.



Do not spray toxic or harmful liquids on persons, animals or foodstuffs.



Do not leave the pump within the reach of children.



Use suitable protection equipment during use.

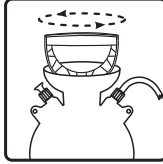


During use make sure no one is near the sprayer.

NOTE: After use, rinse the container then operate the pump with clean water to completely empty the container and piston.

3. OPERATION AND USE

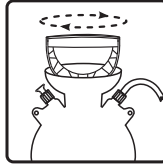
1. Unscrew the pump handle in an anticlockwise direction.



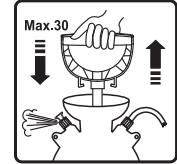
2. Fill with the desired liquid to the Max fill line as shown on bottle.



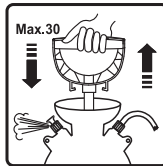
3. Screw the pump handle back down in a clockwise direction.




4. Pump the sprayer about 30 times.




5. The safety valve will leak if the air pressure is too high. Do not overfill with air or liquid.



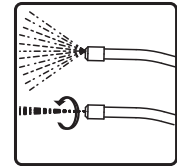
6. The sprayer will work when the trigger on the nozzle handle is depressed.



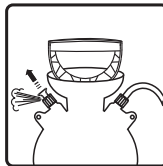
7. To spray continuously, slide the trigger forward into lock position after depressing. To unlock, slide the trigger back.



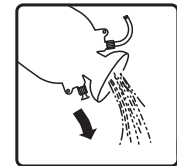
8. Adjustable nozzle control, from mist to jet.



9. Always release pressure when task is complete.



10. Empty, then rinse bottle with clean water.



NOTE: Before laying the sprayer down:

Place the lance closed in the lance holder, make sure the cap is closed and place the sprayer on a flat and even surface.

4. MAINTENANCE

- After use, rinse the container then operate the pump with clean water to completely empty the container and piston.
- At least once a year clean pump thoroughly, re-grease or lubricate all moving parts.

WARNING:

When assembling and servicing, carefully insert the pump piston without forcing, so as not to damage the gasket.

- **DRAPER TOOLS LIMITED,**
Hursley Road, Chandler's Ford,
Eastleigh, Hampshire. SO53 1YF. U.K.
- **Helpline:** (023) 8049 4344
- **Sales Desk:** (023) 8049 4333
- **Internet:** www.drapertools.com
- **E-mail:** sales@drapertools.com
- **Sales Fax:** (023) 8049 4209
- **General Enquiries:** (023) 8026 6355
- **Service/Warranty Repair Agent**
For aftersales servicing or warranty repairs, please
contact the Draper Tools Helpline for details of an
agent in your local area.

YOUR DRAPER STOCKIST

TAMC170715

©Published by Draper Tools Limited.

No part of this publication may be reproduced, stored in a retrieval system or transmitted in any form or by any means, electronic, mechanical photocopying, recording or otherwise without prior permission in writing from Draper Tools Ltd.